

GEN PROGRAM

Mesa de trabajo

25 mm particle board. Covered with Dürter and edged with 2 mm PVC.



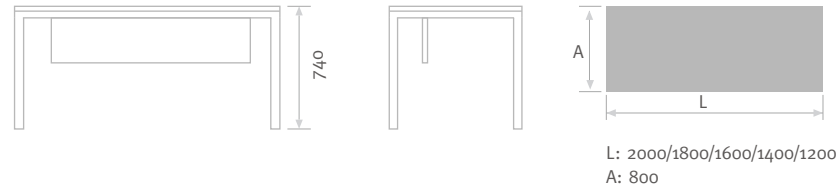
Composed of supports made in vertical 50x50x2 mm square steel tubes.

Crossbeams under the board made in 50x30x2 mm rectangular steel tubes.



Separator in Metaglas. Simple or framed.

DIMENSIONS



QUICK FASTENING SYSTEM



EASY ELECTRIFICATION



- Optional movable board.

FINISHES

METAL STRUCTURE



LAMINATE BOARDS



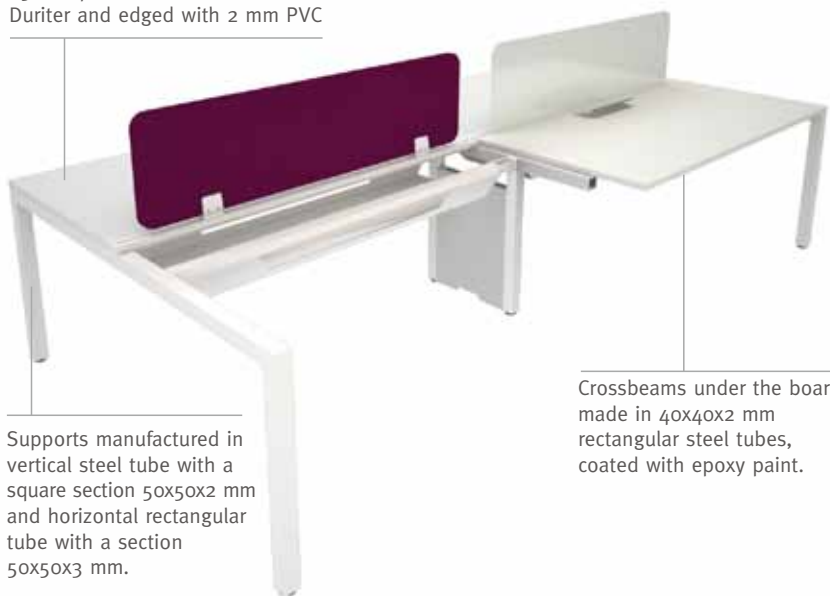
CERTIFICATES



GEN PROGRAM

Bench

25 mm particle board covered with Duriter and edged with 2 mm PVC



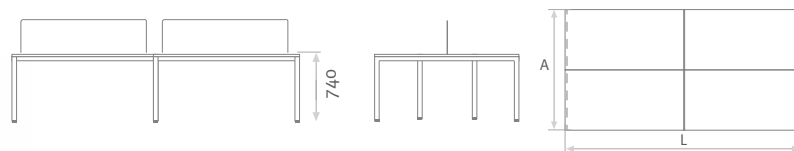
Supports manufactured in vertical steel tube with a square section 50x50x2 mm and horizontal rectangular tube with a section 50x50x3 mm.

Crossbeams under the board made in 40x40x2 mm rectangular steel tubes, coated with epoxy paint.



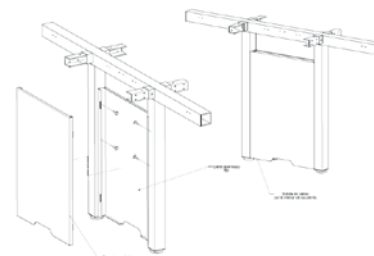
Separator in Metaglas. Upholstered or laminate.

DIMENSIONS



L: 2000/1800/1600/1400/1200  
A: 800

ELECTRIFICATION WITH CENTRAL UPRIGHT



QUICK FASTENING SYSTEM



EASY ELECTRIFICATION



- Optional movable board

FINISHES

METAL STRUCTURE



LAMINATE BOARDS



CERTIFICATES



GEN PROGRAM

Position with lateral filing

25 mm particle board covered with Duriter and edged with 2 mm PVC.

Possibility of filing cabinet with drawers or cupboards in sheet metal with hinged doors or open, with the possibility of electrification.

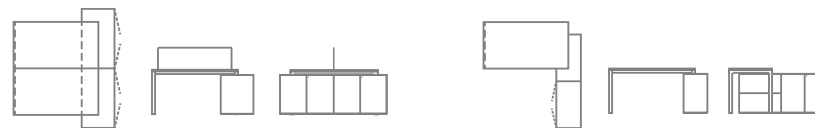
Supports manufactured in vertical steel tube with a square section 50x50x2 mm and horizontal rectangular tube with a section 50x50x3 mm.

Crossbeams under the board made in 40x40x2 mm rectangular steel tubes, coated with epoxy paint.



Separator in Metaglas. Upholstered or laminate.

DIMENSIONS



QUICK FASTENING SYSTEM



EASY ELECTRIFICATION



- Optional movable board.

FINISHES

METAL STRUCTURE



LAMINATE BOARDS



CERTIFICATES

